

<b>CenturyYuasa</b>		<b>ENVIRONMENTAL, HEALTH and SAFETY</b>		
<b>POLLUTION INCIDENT RESPONSE MANAGEMENT PLAN (Part E)</b>		<b>NSW</b>	<b>Page</b>	<b>1 of 4</b>
<b>Prepared By:</b>	<b>Approved By</b>	<b>Authorised By</b>	<b>Revision:</b>	<b>0.1</b>
<i>EH&amp;S Manager</i>	<i>Nat. Sales &amp; Operations Mgr</i>	<i>GM Automotive</i>	<b>Release Date:</b>	<b>17/01/13</b>

**EMERGENCY PROCEDURE GUIDE – TRANSPORT**

**VEHICLE FIRE**

**EMERGENCY PROCEDURES**

<b>If this happens</b> ↓	<b>Do this</b> ↓
<b>Engine Fire</b>	<p>Shut off engine and all electrical equipment.            No smoking or naked lights within 10 metres.            Use the fire extinguisher provided on the vehicle.            Direct contents of extinguisher into engine compartment.            If possible do not open bonnet. Opening may increase fire.            If extinguisher is ineffective smother with sand or earth.            Large amounts of water may also be effective.  <b>DO NOT INHALE SMOKE, FUMES, VAPOUR or POWDER.</b>            Notify Police and Fire Brigade of location and type of load and quantities involved.</p>
<b>Cabin Fire</b>	<p>Shut off engine and electrical equipment.            If without risk remove burning material.            Use fire extinguisher provided on vehicle.  <b>DO NOT remain in cabin when discharging extinguisher.</b>  <b>DO NOT INHALE SMOKE, FUMES, VAPOUR or POWDER.</b>            Notify Police and Fire Brigade of location and type of load and quantities involved.</p>
<b>Tray Fire</b>	<p>Shut off engine and electrical equipment.            No smoking or naked lights within 10 metres.            Refer to EPG card for fire procedures for materials involved in fire. If without risk remove material from tray.            Unless EPG states otherwise use extinguisher provided on vehicle and keep goods cool with waterspray.  <b>DO NOT INHALE SMOKE, FUMES, VAPOUR or POWDER.</b>            Notify Police and Fire Brigade of location and type of load and quantities involved.</p>

→ **READ OTHER SIDE** →




<b>CenturyYuasa</b>		<b>ENVIRONMENTAL, HEALTH and SAFETY</b>		
<b>POLLUTION INCIDENT RESPONSE MANAGEMENT PLAN (Part E)</b>		<b>NSW</b>	<b>Page</b>	<b>2 of 4</b>
<b>Prepared By:</b>	<b>Approved By</b>	<b>Authorised By</b>	<b>Revision:</b>	<b>0.1</b>
<i>EH&amp;S Manager</i>	<i>Nat. Sales &amp; Operations Mgr</i>	<i>GM Automotive</i>	<b>Release Date:</b>	<b>17/01/13</b>

<b>If this happens</b> ↓	<b>Do this</b> ↓
<b>Tyre Fire</b>	<p>Stop vehicle and assess the extent of the fire and the hazard it may pose to the load.</p> <p>Use large quantities of water if available to extinguish fire. Remove tyre from vehicle if possible to a safe area away from the vehicle. If it is not possible to control the fire then drive vehicle carefully until burning tyre is thrown off. <b>DO NOT INHALE SMOKE, FUMES, VAPOUR OR POWDER.</b></p> <p>Notify Police and Fire Brigade of location and type of load and quantities involved.</p>
<b>Brake Drum Overheating</b>	<p>Stop vehicle and assess the extent of the fire and the hazard it may pose to the load.</p> <p>Allow brake drum to cool or use water to aid cooling if available.</p> <p><b>DO NOT</b> drive vehicle until the brake fault has been repaired.</p>
<b>First Aid</b>	<p>INHALATION of smoke or fumes: Remove to fresh air. Lay casualty down, reassure and keep at rest. If not breathing apply artificial respiration. Seek medical attention for symptoms due to inhalation.</p> <p>EYES: Wash with clean water for at least 15 minutes, then seek medical attention.</p> <p>BURNS: Cool affected areas with water for at least 10 minutes. Cover with a light dressing and seek urgent medical treatment.</p>

<b>EMERGENCY CONTACT</b>			
<i>Police and Fire Brigade: Dial 000. If ineffective, dial 1100 (exchange).</i>			
<b>Organization</b>	<b>Location</b>	<b>Telephone*</b>	<b>Ask for</b>
POLICE FIRE BRIGADE  CENTURY BATTERIES PTY LTD A.B.N. 66 009 685 232	49-65 COBALT STREET CAROLE PARK QLD 4300	000 000  (07) 3361 616	GEOFF RICHARDSON A/H: 0400 021 761

<b>CenturyYuasa</b>		<b>ENVIRONMENTAL, HEALTH and SAFETY</b>		
<b>POLLUTION INCIDENT RESPONSE MANAGEMENT PLAN (Part E)</b>		<b>NSW</b>	<b>Page</b>	<b>3 of 4</b>
<b>Prepared By:</b>	<b>Approved By</b>	<b>Authorised By</b>	<b>Revision:</b>	<b>0.1</b>
<i>EH&amp;S Manager</i>	<i>Nat. Sales &amp; Operations Mgr</i>	<i>GM Automotive</i>	<b>Release Date:</b>	<b>17/01/13</b>

## **EMERGENCY PROCEDURE GUIDE—TRANSPORT**

 Class 8	BATTERIES, WET, FILLED WITH ACID, ELECTRIC STORAGE U.N. No. 2794	
	<b>EMERGENCY ACTION CODE</b>	2W
<b>Fire Exposure</b>	<p>NATURE OF HAZARD</p> <p>Corrosive oily liquid. Causes severe damage to eyes, skin and air passages.</p> <p>When involved in fire may produce toxic fumes.</p>	
<b>EMERGENCY PROCEDURES</b>		
<b>If this happens</b> 	<b>Do this</b> 	
<b>Spill or Leak</b>	<p>Stop engine and switch off all electrical equipment. No naked lights. No smoking Keep upwind. Keep the public away. Stop leaks only if without risk.</p> <p>Avoid breathing vapour or contact with the skin. Advise the police and fire brigade of location, type of product and quantity of spill.</p>	
<b>Fire</b>	<p>Stop engine and switch off all electrical equipment. No naked lights. No smoking Keep upwind. Keep the public away. Extinguish small fires with water spray foam or dry powder extinguisher.</p> <p>Keep containers cool with water spray if available. Remove containers from vehicle only if there is no risk.</p>	

<b>CenturyYuasa</b>		<b>ENVIRONMENTAL, HEALTH and SAFETY</b>		
<b>POLLUTION INCIDENT RESPONSE MANAGEMENT PLAN (Part E)</b>		<b>NSW</b>	<b>Page</b>	<b>4 of 4</b>
<b>Prepared By:</b>	<b>Approved By</b>	<b>Authorised By</b>	<b>Revision:</b>	<b>0.1</b>
<i>EH&amp;S Manager</i>	<i>Nat. Sales &amp; Operations Mgr</i>	<i>GM Automotive</i>	<b>Release Date:</b>	<b>17/01/13</b>

<b>If this happens</b> ↓	<b>Do this</b> ↓
<b>Contaminated Clothing</b>	Remove contaminated clothing immediately.
<b>Tanker/ Vehicle Accident</b>	Stop engine and turn off all electrical equipment. Keep upwind. Keep the public away. Check for spills or leaks. If spillage remove any casualty to a safe area the proceed as for "SPILL or LEAK". DO NOT move vehicle if "FIRE". Advise police or fire brigade of location, product, vehicle owner, damage and number and injuries.

## FIRST AID

<b>Inhalation</b>	Remove casualty to fresh air and lay down. If not breathing clear airway immediately and commence artificial respiration. Oxygen may be administered by a trained person. Obtain medical attention.
<b>Eyes</b>	Wash with copious quantities of water for 15 minutes whilst holding the eyelids open. Obtain medical attention.
<b>Skin</b>	Remove contaminated footwear and clothing as above. Wash with soap and water. Obtain medical attention.

## EMERGENCY CONTACT

<b>Organization</b>	<b>Location</b>	<b>Telephone*</b>	<b>Ask for</b>
POLICE FIRE BRIGADE  CENTURY YUASA BATTERIES PTY LTD ABN 66 009 685 232	49-65 COBALT STREET CAROLE PARK QLD 4300	000 000  (07) 3361 6161	GEOFF RICHARDSON A/H: 0400 021 761